PACTIMO

Running Tee

copyright©2007 Pactimo, LLC

Customer Checklist

- ☐ All Logos Included
- ☐ Logos Correctly Placed
- ☐ Spelling
- ☐ Registration/ Trade Marks
- ☐ Design

Customer acknowledges that they assume full responsibility for having obtained legal permission from each company/colleague to reproduce their logo or image, that appears in the art work below, for the purpose of printing this athletic garment.

Customer accepts full responsibility for any errors that may be shown in the art work below, including but not limited to missing or misplaced logos, undesirable colors and graphic errors.

This Template Applies To

Men's RUNNING TEE
Women's RUNNING TEE

Selected Colors Legend

- PAC 1797
- 0
- 0
- 0
- 0

Selected Colors Legend (PPv12), also select and use the related colors in the file of the color swatch.

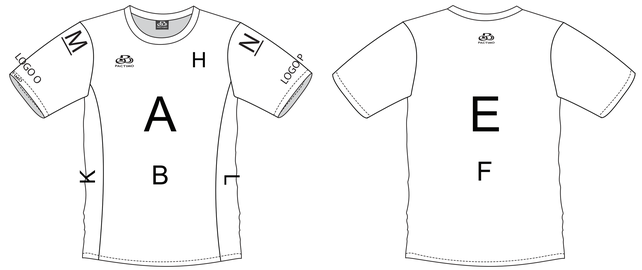

Men's RUNNING TEE

"The mocks are NOT proportional to the pattern. It is for display/idea purposes only."

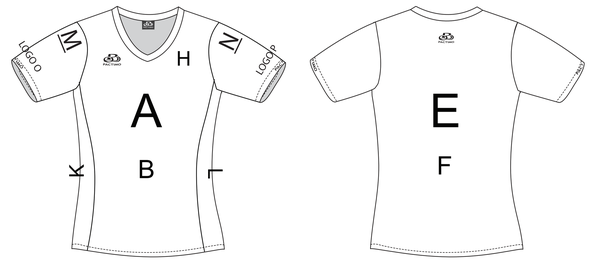

Women's RUNNING TEE

Live Area

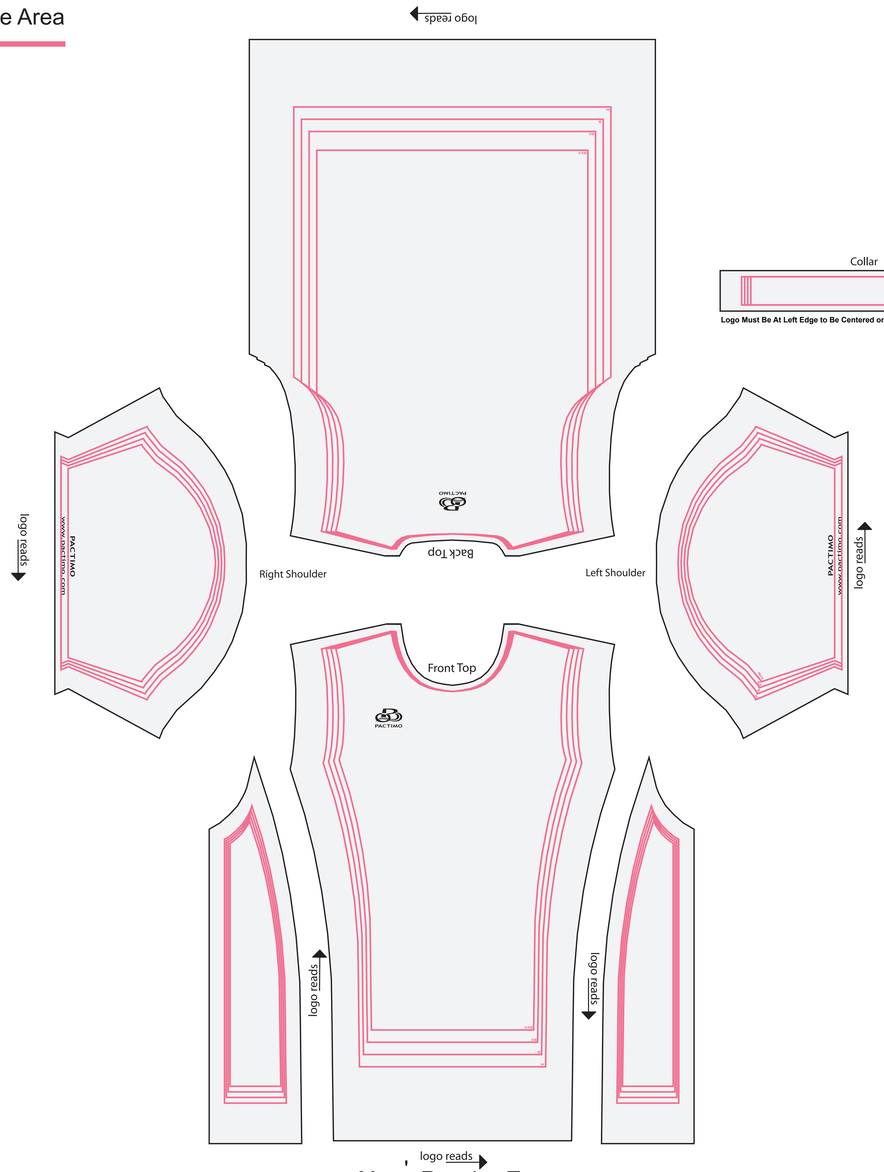

Men's Running Tee

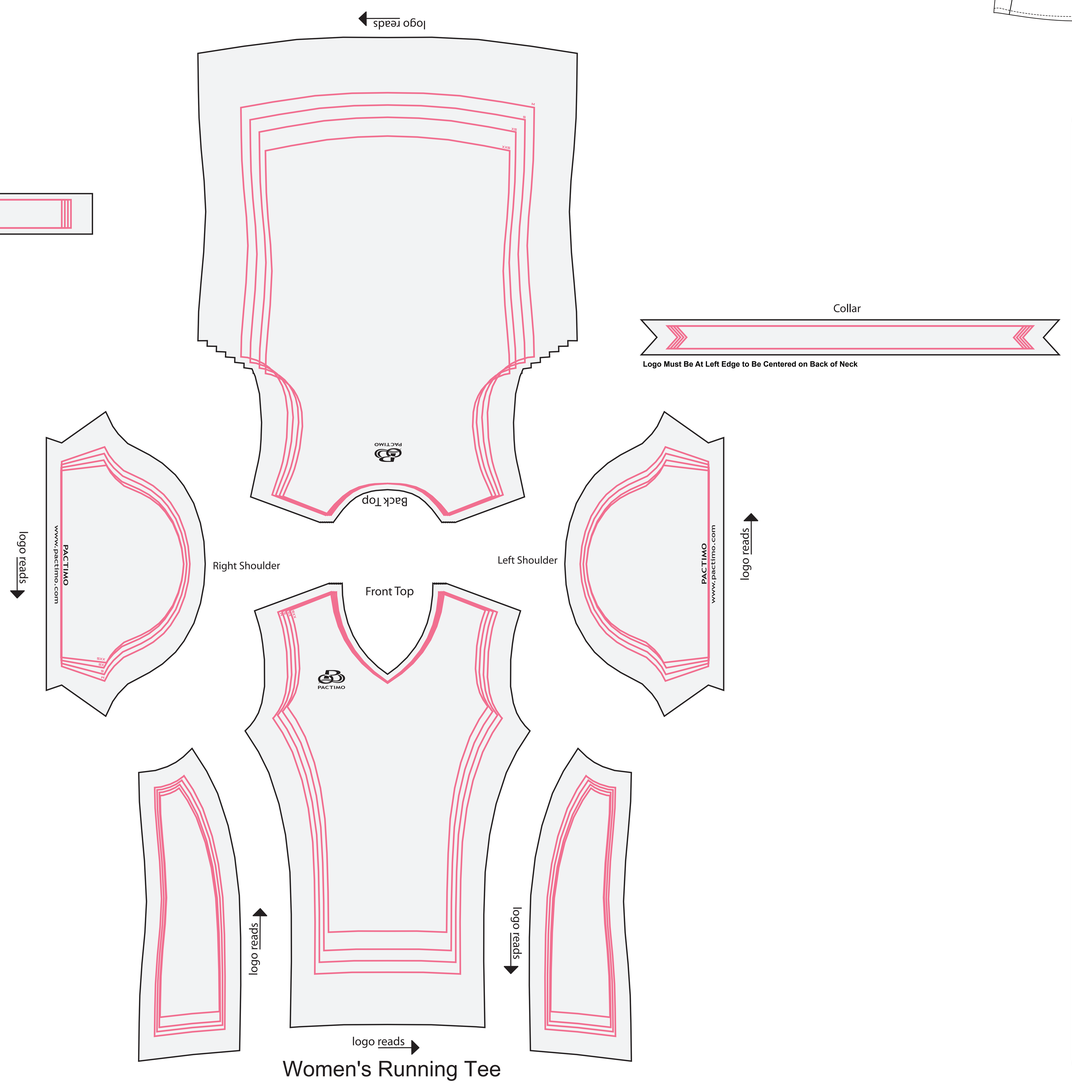

Women's Running Tee

copyright © 2009 Pactimo

1)If saving as a .pdf file, please retain the edit function of Illustrator.

2)Do not group the design layers with other guide layers.

3)Group all panels once the design is completed.

Pactimo logo positions
- Front panel: upper chest or collar
- Back panel: anywhere
- Short sleeve cuff: Pactimo on the outside (optional), www.pactimo.com on the inside

Pactimo logo color may be changed subject to approval.

Actual size is 100%. If using raster images, resolution must be acceptable at 100% enlargement.

The light blue lines are recommended/suggested areas for logos

Link any raster images and send the images seperately.

Colored lines define the Live Area.

Graphics will NOT line up across seams on all sizes.

Graphics must bleed to black lines.

Please position all graphics and logos in the design layer.

"Create Outlines" or supply fonts for all text before submitting artwork.

Explanation on use of Pactimo Color Swatches
1. Go to "Window" on the tool bar and make sure "swatch" is checked so that the Swatch dialog box will appear.
2. Double click on the swatches tab in the dialog box to reveal the PAC (Pactimo) color swatches.
3. Select a color to ensure you are choosing Pactimo numbers. All Pactimo colors are preceded by the letters "PAC".